



# CITY GOVERNMENT OF MUNTINLUPA

Theme:

**“Addressing Poverty and Starvation”**

Discussion on:

- Establishment of Muntinlupa City Muslim Affairs Office*
- Strengthening the Local Economic Development Cluster towards Local Poverty Alleviation*

# Brief City Profile

## Muntinlupa City

- ❑ **Southernmost City** in the **National Capital Region (NCR)**  
*a.k.a.* Metro Manila
- ❑ Land Area:  
**46.7 square kilometers**
- ❑ Composition  
**9 Barangays** or Villages
- ❑ Population:  
**504,509** (2015 Census)



# Establishment of Muslim Affairs Office

## Muslim Profile in the City

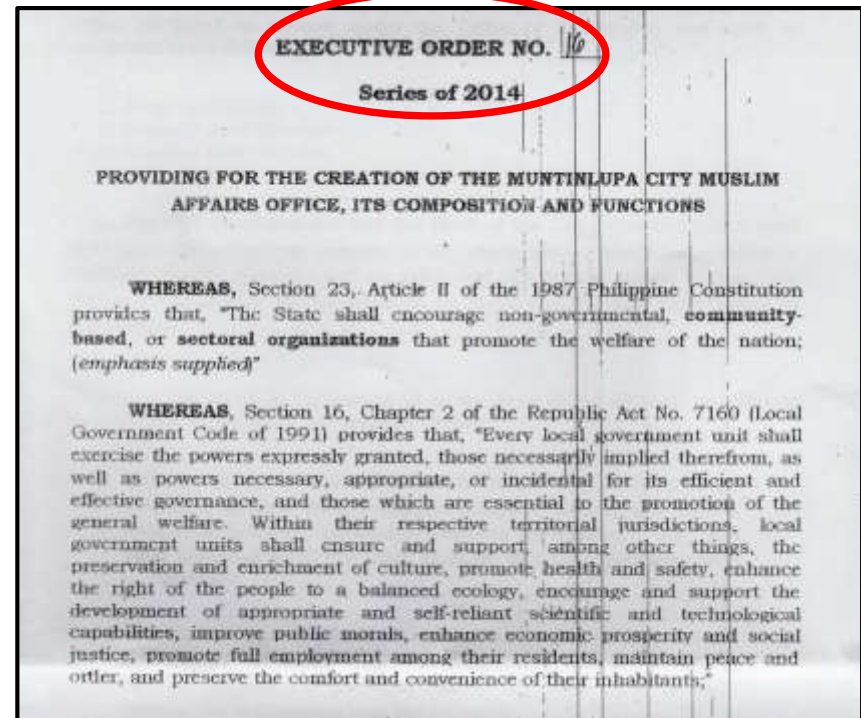
- ❑ Total population of **3,810 individuals**
- ❑ 3 groups or tribes: **Maranao, Maguindanaon and Tausug**
- ❑ **7 Mosques** established in different parts of the city
- ❑ Economic activity is mostly on **retail of goods**



# Establishment of Muslim Affairs Office

## Executive Order 16, s. 2014

- The City recognizes the culture, traditions, employment opportunities, access to services, right to peace and order, comfort and convenience of Muslim residents in the City.
- 1<sup>st</sup> Local Government in the Country to establish Muslim Affairs Office



# Major Programs & Accomplishments

- ❑ **Census of Muslim residents in the city**
  - Database Management



- ❑ **Social Integration Services**

- Health Care Services
- Scholarship and Educational Assistance
- Peace and Order (capacitating and organizing *Salam Police Volunteers*)
- Orientation on Sharia and other related laws



# Major Programs & Accomplishments

## ❑ Economic Integration Services

- Business fora and dialogues with Muslim vendors
- Livelihood skills trainings
- Micro-finance zero-interest loan, and other capacity-building activities



# Major Programs & Accomplishments

## ❑ Other Services:

- Quarterly meetings and consultations with Muslim leaders
- Support to celebrations like International Peace Day, International Children's Day, *Eid ul-Fitr* and *Eid al-Adha*



# Major Programs & Accomplishments

## ❑ Other Services

- Inclusion of Peace Education in all junior high schools in Muntinlupa City
- Assistance in cash and in kind to Marawi Siege survivors in relief and rehabilitation works
- PhP 5 Million every year to support education of Marawi children, in the next 5 years.





# Citations



# Local Economic Development Cluster

## Community-Based Monitoring System (CBMS)

➤ an organized process of data gathering, assisted by DILG and DLS-CSB:

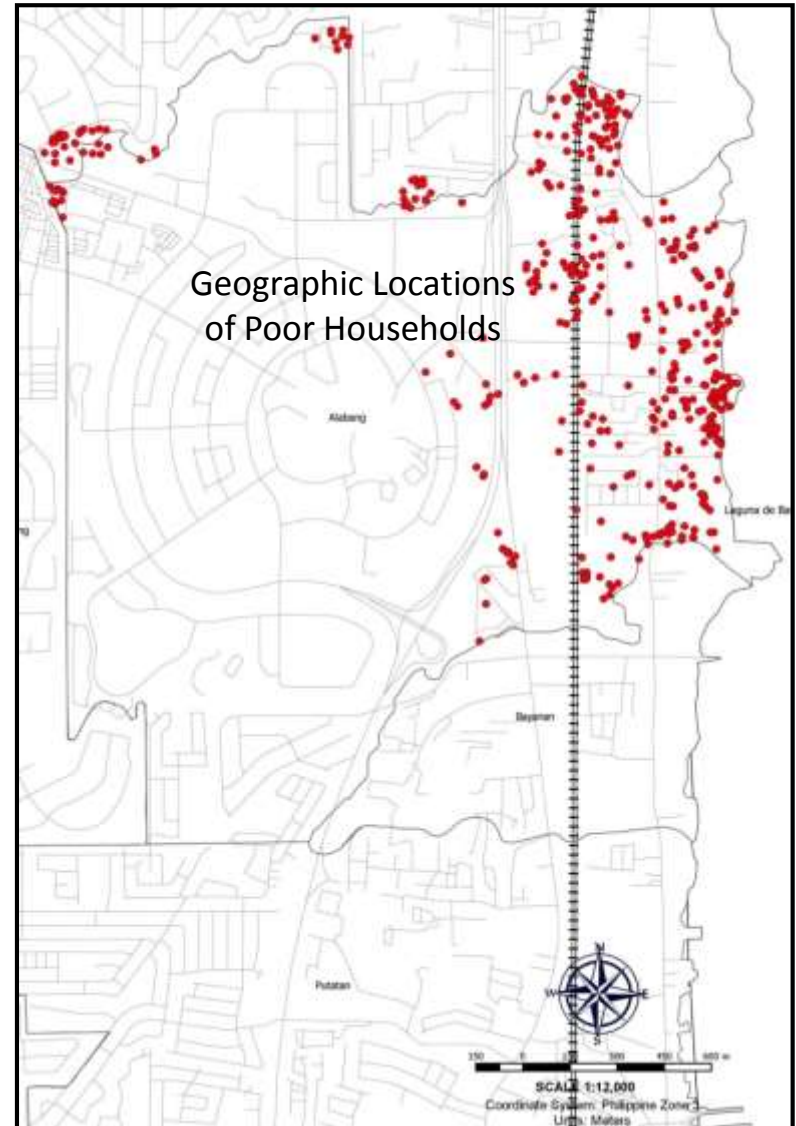
- 1) to diagnose the extent of poverty at local level;
- 2) to determine the causes;
- 3) to formulate appropriate intervention programs;
- 4) to target eligible beneficiaries; and
- 5) to assess the impacts.



# Local Economic Development Cluster

CBMS results showed the local poverty incidence at **7.8%** (in 2015), comprising **5,981** households, and their geographic locations.

It was a little larger than national government census with **5.7%** poverty incidence for NCR or Metro Manila.



HOUSEHOLDS WITH INCOME BELOW POVERTY THRESHOLD			
BARANGAY	NUMBER OF HHs COVERED BY CENSUS	NUMBER OF HOUSEHOLDS WITH INCOME BELOW POVERTY THRESHOLD	percentage based on HHs covered thru CBMS census
		HH WITH 5 MEMBERS AND UP	%
<b>CITY OF MUNTINLUPA</b>	<b>76708</b>	<b>5981</b>	<b>7.80</b>
Alabang	10048	486	4.84
Bayanan	6919	485	7.01
Buli	1439	133	9.24
Cupang	10563	543	5.14
Poblacion	18134	2243	12.37
Putatan	12893	1043	8.09
Sucat	9451	586	6.20
Tunasan	7259	462	6.36

Source: CBMS 2015-2016

# Local Economic Development Cluster

- ❑ Economic Development Cluster was convened to craft an Integrated Poverty Reduction Strategies:
  - Micro, Small & Medium Enterprise (MSME) Development - thru zero-interest micro-finance and cooperative loans
  - Business development and livelihood trainings
  - Establishment of Business Center
  - Technical Education & Skills Development
  - Employment facilitation program



# Local Economic Development Cluster

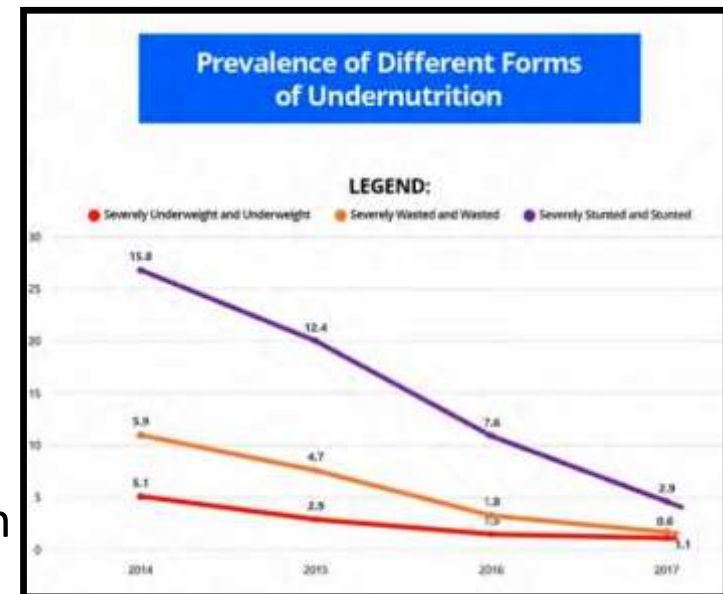
## ❑ Poverty reduction programs:

- Educational assistance and scholarship
- Housing program
- Health and sanitation programs
- Nutrition (feeding program)



# Program Outcomes and Impacts

- ❑ Effects and impacts of programs undergo continuous validation thru surveys and data gathering to assess increase in incomes, improvement in social condition and overall quality of life.
- ❑ Scholarship program become inclusive with around 50,000 beneficiaries from primary, secondary, tertiary and even post-graduate students.
- ❑ Around 6,000 micro-entrepreneurs benefitting from zero-interest micro-finance loan assistance.
- ❑ Decreasing incidence of malnutrition in the past 4 years



**THANK YOU.**

